



PC1 series

Ø 4 mm cylindrical
miniaturized inductive sensors



Ø 4 mm cylindrical
miniaturized

features

- Cable and M8 plug versions
- Reduced dimensions: Ø 4 mm x 25 mm (cable) / 38 mm (plug) length
- Supply voltage 10...30 Vdc, output current 200 mA
- Led status indicator
- IP 67 housing protection
- Complete protection against electrical damages




web contents



- Application notes
- Photos
- Catalogue / Manuals



code description



available models

diameter	installation	distance	plug	distance (mm)	NPN/NO	NPN/NC	PNP/NO	PNP/NC
Ø 4	shielded	standard	cable	0.8	PC1/AN-1A	PC1/CN-1A	PC1/AP-1A	PC1/CP-1A
			M8		PC1/AN-1F	PC1/CN-1F	PC1/AP-1F	PC1/CP-1F
		long distance	cable	1.5	PC1/AN-3A	-	PC1/AP-3A	-
			M8		PC1/AN-3F	-	PC1/AP-3F	-

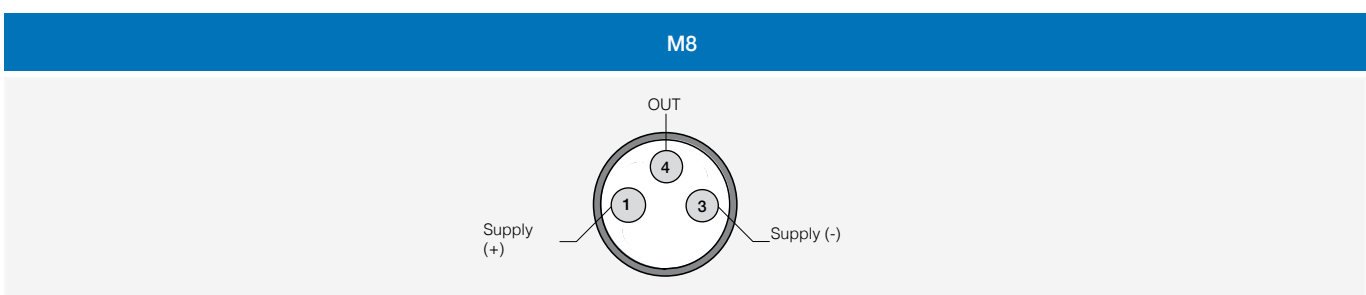
Ø 4 mm cylindrical
miniaturized

	PC1/**-1*	PC1/**-3*
nominal sensing distance	0.8 mm	1.5 mm
hysteresis	≤ 10% Sr	
standard target	4 x 4 x 1 mm	4.5 x 4.5 x 1 mm
repeatability	2%	
operating voltage	10...30 Vdc	
max ripple content	≤ 20%	
output type	NPN or PNP - NO or NC	
output current	≤ 200 mA	
output voltage drop	≤ 2,0 V @ 100 mA	
no-load supply current	≤ 10 mA	
leakage current	≤ 0,1 mA	
switching frequency	≤ 5,000 Hz	≤ 3,000 Hz
power on delay	≤ 10 ms	
ambient temperature range	-25...+70 °C	
temperature drift of Sr	≤ 10%	
short-circuit protection	●	
voltage reversal protection	●	
induction protection	●	
shocks and vibration	IEC 60947-5-2 / 7.4	
weight	3 g connector M8 32 g cable	
protection degree	IP 67	
EMC:		
IEC 60255-5	1 kV	
IEC 61000-4-2	livello 2	livello 3
IEC 61000-4-3	livello 3	
IEC 61000-4-4	livello 2	livello 3
housing material	acciaio INOX	
active head material	polyester	
connection	2 m PVC cable 3 x 0,14 mm ²	

correction factors

steel FE 360		copper		alluminium		brass		stainless steel	
PC1/**-1A	PC1/**-3A	PC1/**-1A	PC1/**-3A	PC1/**-1A	PC1/**-3A	PC1/**-1A	PC1/**-3A	PC1/**-1A	PC1/**-3A
1.0	1.0	0.45	0.40	0.50	0.40	0.55	0.50	0.80	0.75

plug

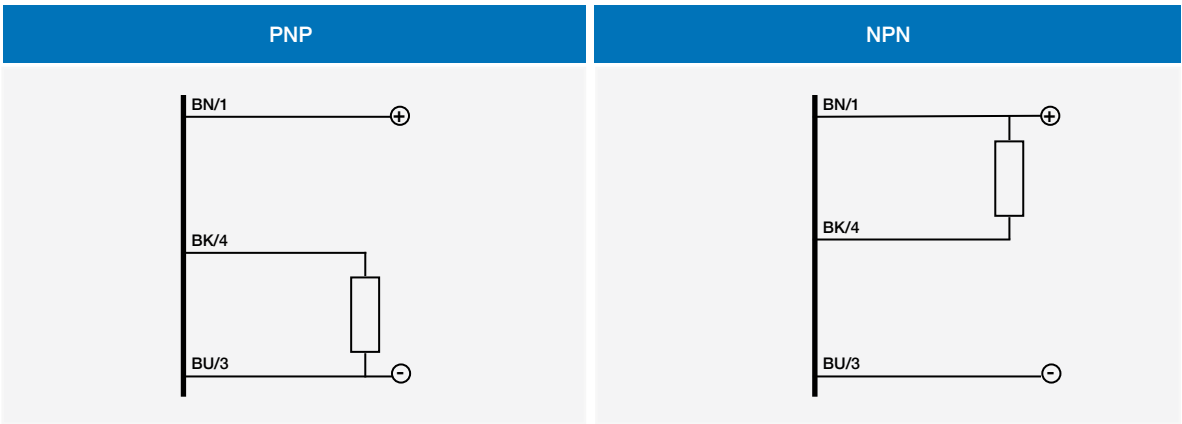


PC1

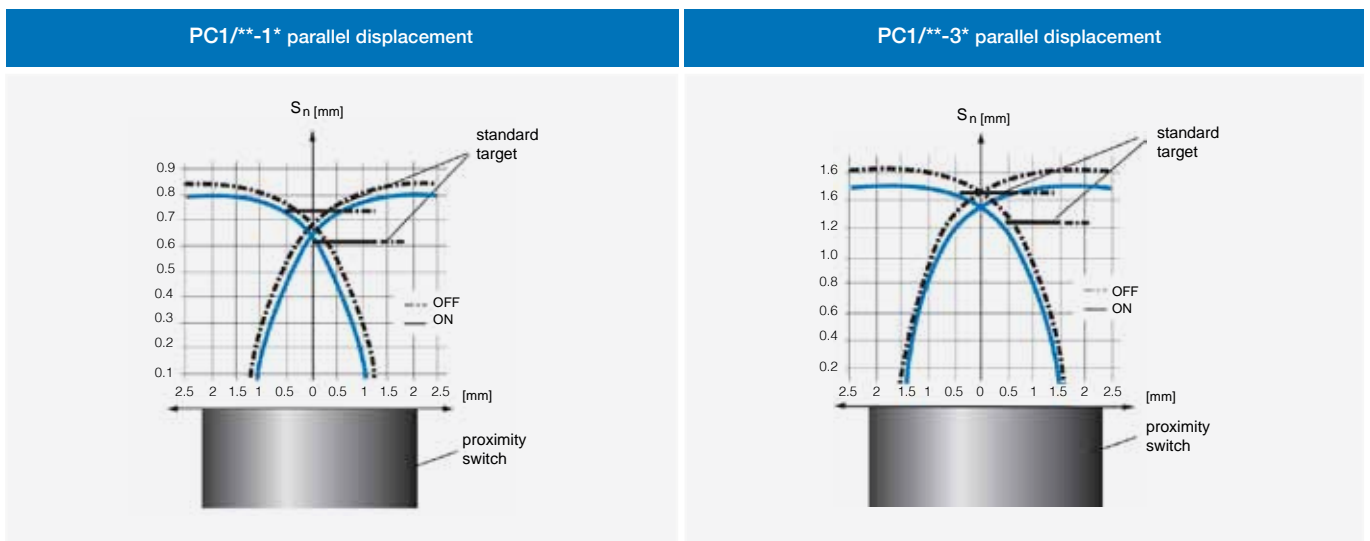
electrical diagrams of connections



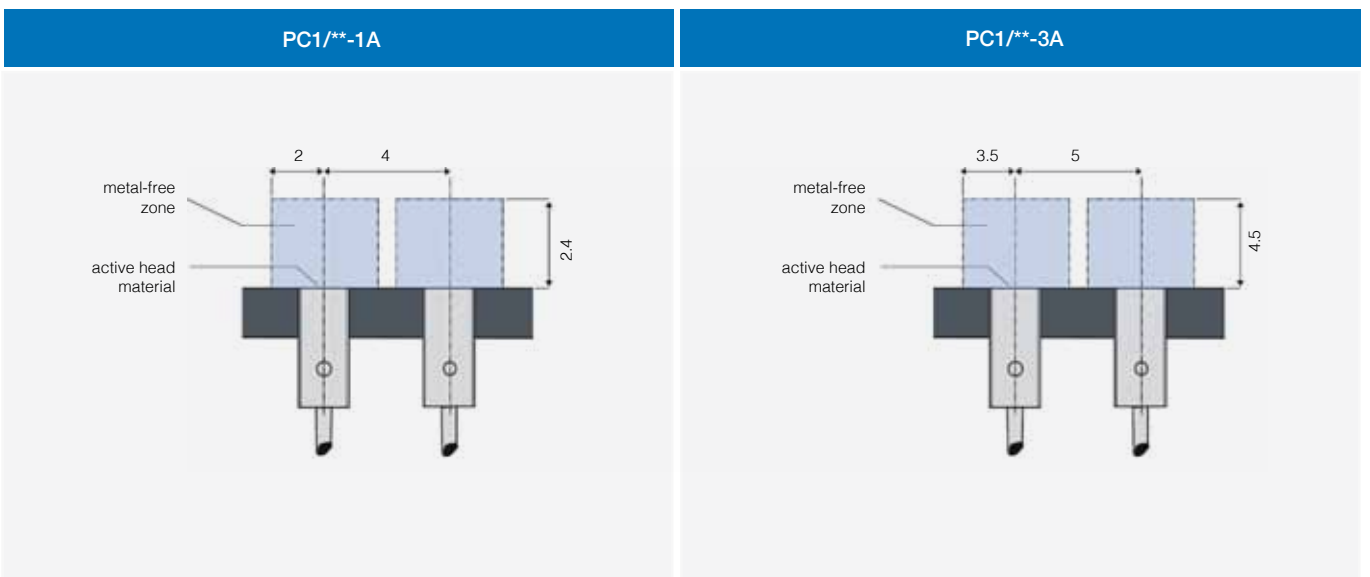
Ø 4 mm cylindrical miniaturized



response diagram



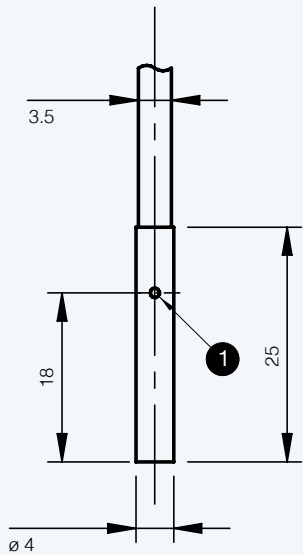
installation



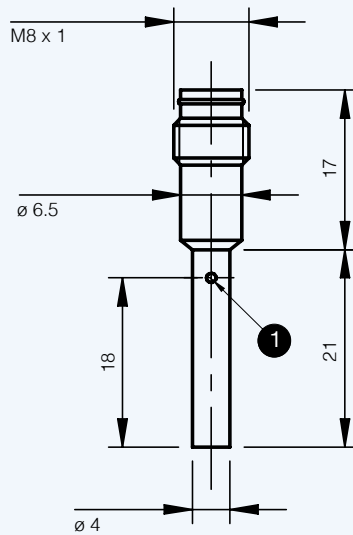
PC1

Ø 4 mm cylindrical
miniaturized

PC1/**-*A



PC1/**-*F



1 LED